

DATA SHEET

SCHOTTKY BARRIER RECTIFIERS

VOLTAGE 45 Volts

CURRENT 20.0 Amperes

ITO-220AB

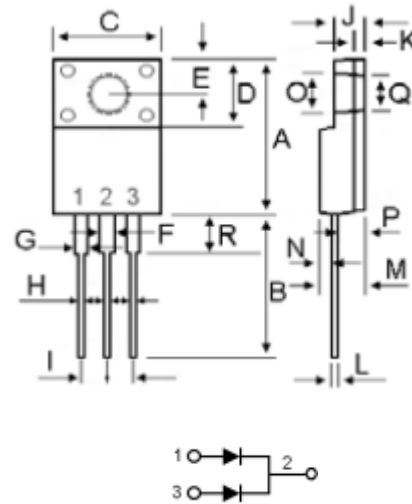
Unit:mm

FEATURES

- Low Forward Voltage Drop.
- Guard-Ring for Stress Protection.
- High Current Capability.
- Low Power Loss, High Efficiency.

MECHANICAL DATA

- Case: T0-220AB Molded Plastic
- Polarity: Symbols molded or marked on body
- Mounting position : Any



DIM	MILLIMETERS	
	MIN	MAX
A	15.67	16.07
B	12.90	13.30
C	9.96	10.36
D	6.50	6.90
E	2.65	2.75
F	1.20	1.24
G	1.26	1.46
H	0.70	0.90
I	2.34	2.74
J	2.32	2.72
K	0.60	0.90
L	0.45	0.60
M	4.53	4.93
N	1.30	1.70
O	3.35	3.45
P	2.56	2.96
Q	3.15	3.25
R	2.20	2.45



In compliance with EU RoHs 2002/95/EC directives

MAXIMUM RATINGS AND ELECTRICAL CHARACTERISTICS

Ratings at 25°C ambient temperature unless otherwise specified.

Characteristic		Symobl	P20L45FCT	Unit
Peak Repetitive Reverse Voltage		VRRM		
Working Peak Reverse Voltage		VRWM	45	V
DC Blocking Voltage		VR		
Maximum RMS Voltage		VRMS	31.5	V
Average Rectified Forward Current (Rated VR=20Khz Square Wave)-50% duty cycle		I(AV)	20	A
Non-Repetitive Peak Surge Current (Surge applied at rate load conditions halfware, single phase, 60Hz)		IFSM	180	A
Maximum forward voltage	IF=10A	VF	T _J = 25°C	0.47
			T _J = 125°C	0.42
Maximum DC Reverse Current @TC=25°C		IR	0.5	MA
at Rated DC Blocking Voltage @TC=125°C			100	
Typical Thermal Resistance		R0JC	2.0	°C/W
Operating Temperature Range		TJ	-65to+150	°C
Storage Temperature Range		TSTG	-65to+150	°C

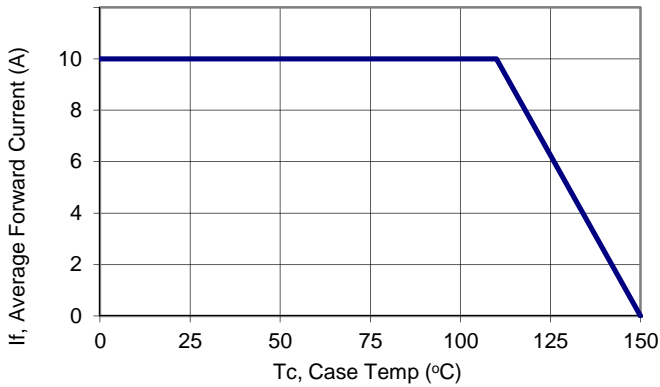


Figure 1: Current Derating, Case

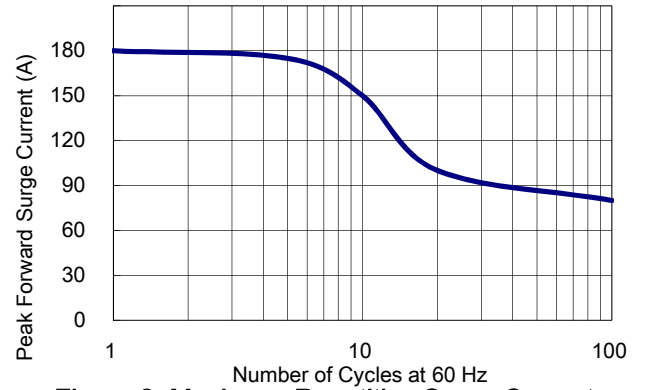


Figure 2: Maximum Repetitive Surge Current

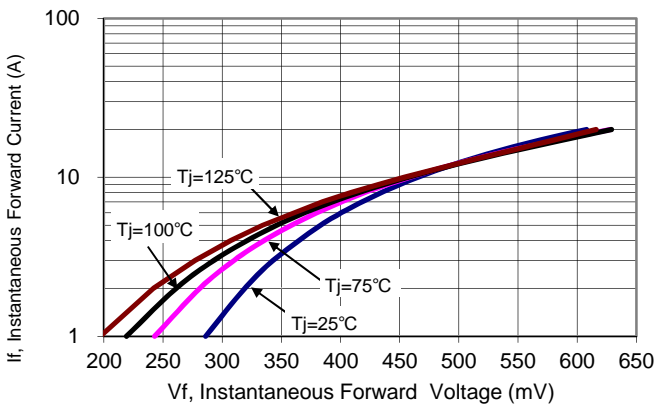


Figure 3: Typical Forward Voltage

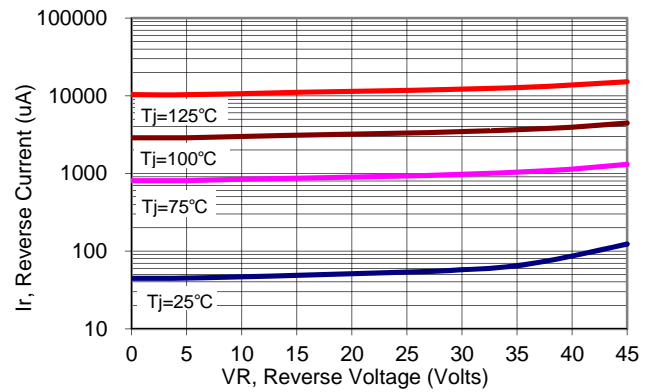


Figure 4: Typical Reverse Current

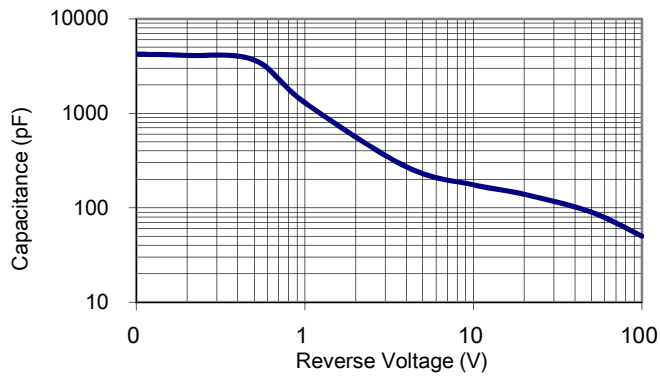


Figure 5: Typical Junction Capacitance